

# Weekly Stats and Maps

**July 3 – July 9, 2025**



## Coeur d'Alene Police

3818 N. Schreiber Way, Coeur d'Alene, ID 83815

Submitted **July 11, 2025**, by: **Crime Analysis**



# CDAPD Crime Analysis: COMPSTAT

## PART 1 CRIMES COMPARISON

### Coeur d'Alene Police: Part 1 Crimes - 28 Day Analysis

OFFENSE <small>Week Beginning:</small>	Normal Weekly Range	CURRENT 28 DAYS					PRIOR 28 DAYS					28 Day Total % Change
		7/3	6/26	6/19	6/12	TOTAL	6/5	5/29	5/22	5/15	TOTAL	
Aggravated Assault	0-3	2	1	0	1	4	0	2	2	2	6	-33%
Arson	0-0	1	0	0	0	1	0	0	0	0	0	0%
Auto Burglary	1-5	0	1	3	0	4	2	0	0	0	2	100%
Burglary - Non Resid	0-1	0	1	0	2	3	1	0	0	0	1	200%
Burglary - Resid	0-3	0	0	0	0	0	0	0	0	0	0	0%
Rape	0-2	1	2	0	1	4	0	1	0	1	2	100%
Homicide	0-0	0	0	0	0	0	0	0	0	0	0	0%
Robbery - Commercial	0-0	0	0	0	0	0	0	0	0	0	0	0%
Robbery - Person	0-1	0	0	1	0	1	0	1	0	0	1	0%
Theft	5-11	3	3	5	4	15	6	5	5	4	20	-25%
Vehicle Theft	0-2	0	2	0	0	2	0	1	0	1	2	0%
TOTAL	12-20	7	10	9	8	34	9	10	7	8	34	0%

These statistics are preliminary counts of the original police incident reports and may vary from the final UCR (Uniform Crime Reporting) statistics published by the FBI.

**Aggravated Assault (2):** S 2<sup>nd</sup> St – The suspect was placed under arrest and subsequently assaulted responding officers. E Front Ave – The suspect assaulted two individuals, resulting in significant injuries.

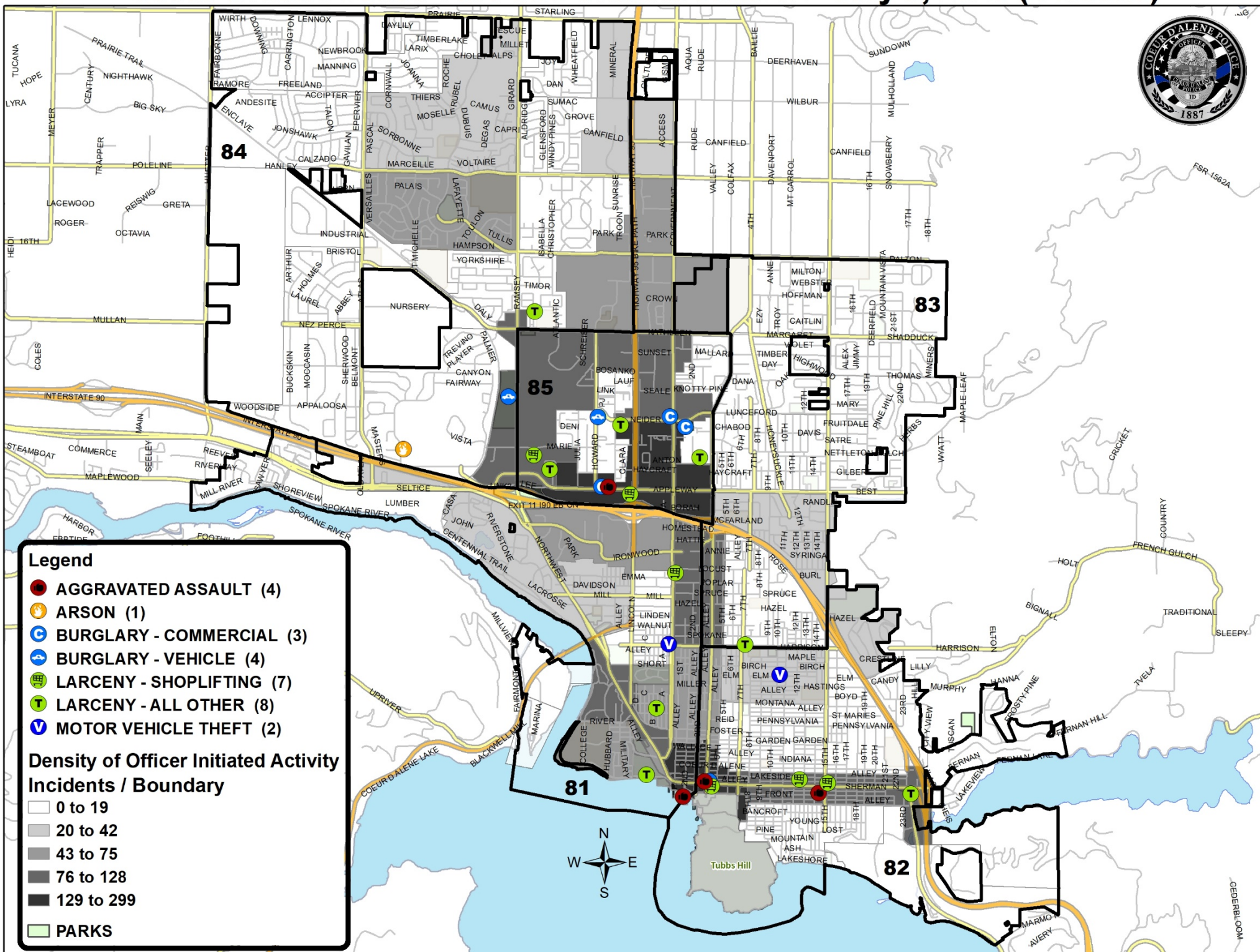
**Arson (1):** W Fairway Dr – Suspect(s) threw a firework from a moving vehicle, igniting a grass fire. The case remains under investigation.

**Theft (3):** All incidents involved shoplifting. Two suspects were cited, and one remains unidentified.

### 31 Incidents Closed by Arrest and 5 by Protective Custody

Warrants Served – 12	Drugs – 9	Alcohol Offense – 2
Disorderly Conduct – 2	Domestic Violence – 1	Battery – 2
DUI – 1	Aggravated Battery – 1	Sex Offense – 1

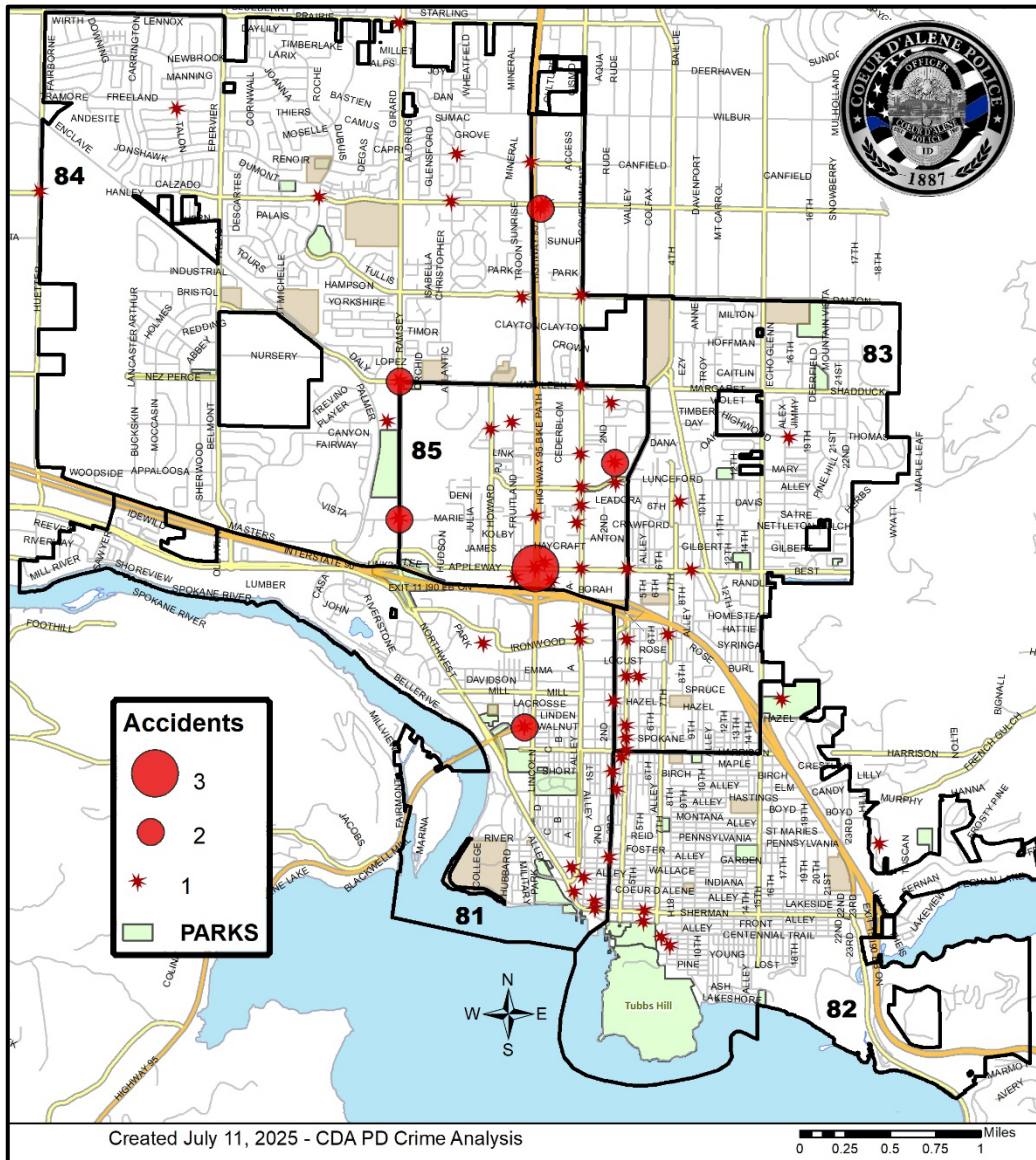
## **Coeur d'Alene Police Part One Crimes: June 12 - July 9, 2025 (4 Weeks)**





# Coeur d'Alene Police Accidents: June 12 – July 9, 2025 (4 Weeks)

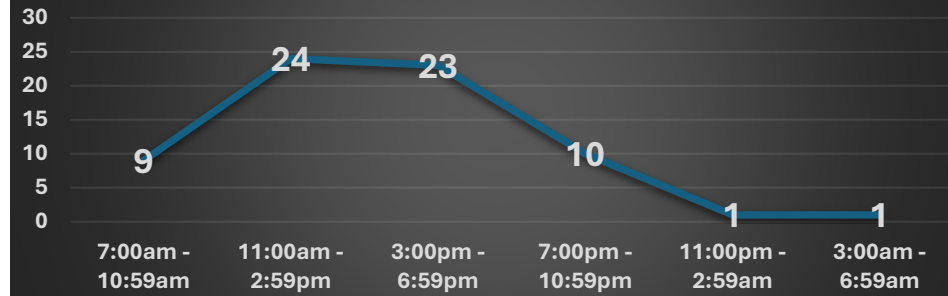
## With Temporal Heat Index (Time of Day / Day of Week)



### Multiple Accident Intersections / Locations

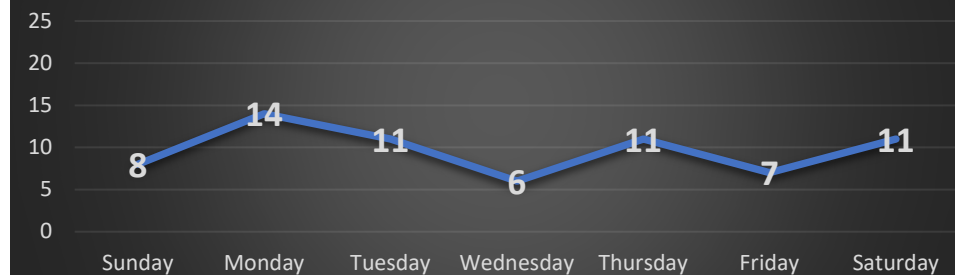
- N. Hwy 95 & W. Appleway Ave. (3)
  - 355 E. Neider Ave. (2)
  - 340 W. Hanley Ave. (2)
  - NW Blvd & N. Hwy 95 (2)
- N. Ramsey Rd. & W. Kathleen Ave. (2)
- N. Ramsey Rd. & W. Marie Ave. (2)

### Accidents by Time of Day



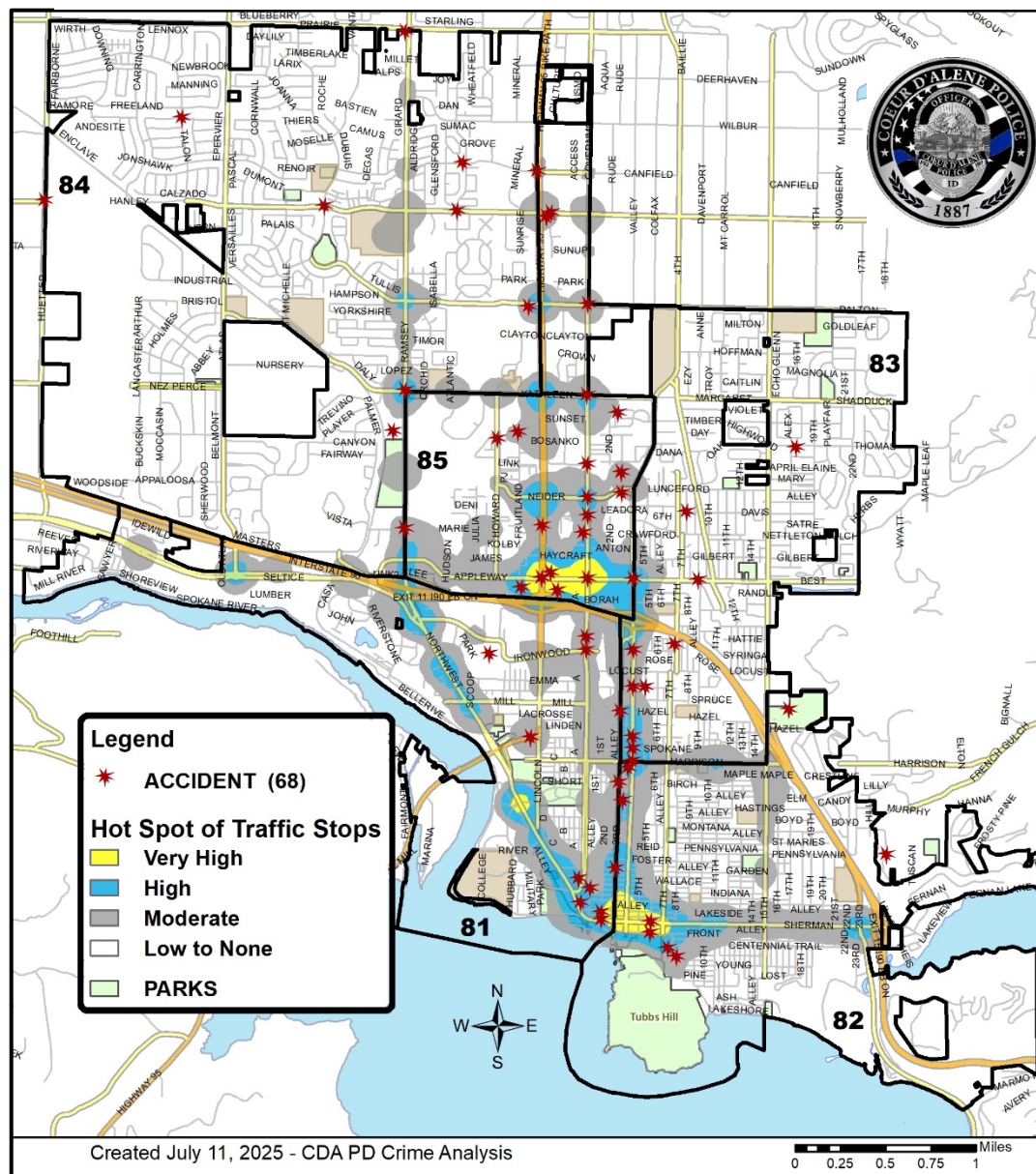
	Sun	Mon	Tue	Wed	Thu	Fri	Sat	Total
00	0	1	0	0	0	0	0	1
06	1	0	0	0	0	0	0	1
07	0	1	1	0	0	0	0	2
08	0	0	0	0	0	0	1	1
09	0	1	0	0	1	0	0	2
10	0	1	1	1	0	1	0	4
11	1	2	0	1	1	0	2	7
12	0	2	2	0	1	1	0	6
13	0	2	0	1	2	2	0	7
14	0	0	1	1	1	0	1	4
15	3	2	1	1	0	1	0	8
16	1	1	4	0	3	0	3	12
18	0	0	0	1	0	1	1	3
19	0	0	0	0	0	0	2	2
20	1	1	0	0	2	0	0	4
21	1	0	1	0	0	0	0	2
22	0	0	0	0	0	1	1	2
Total	8	14	11	6	11	7	11	68

### Accidents by Day of Week

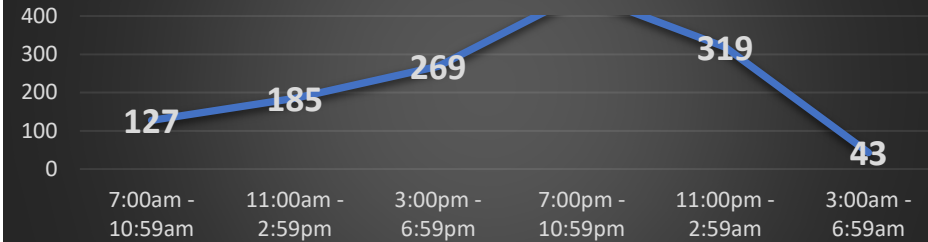


# Coeur d'Alene Police Traffic Stops / Accidents: June 12 – July 9, 2025 (4 Weeks)

## With Temporal Heat Index (Time of Day / Day of Week)



### Traffic Stops by Time of Day



	Sun	Mon	Tue	Wed	Thu	Fri	Sat	Total
00	12	10	11	17	26	17	14	107
01	12	4	3	7	18	6	12	62
02	2	1	1	5	3	4	9	25
03	2	0	3	4	3	2	5	19
04	0	2	2	2	3	0	1	10
05	0	0	1	1	0	1	0	3
06	0	3	0	3	4	1	0	11
07	1	3	10	9	11	2	4	40
08	2	3	4	6	13	5	3	36
09	4	3	1	1	10	0	5	24
10	3	4	1	1	3	4	11	27
11	4	6	6	6	6	10	13	51
12	3	9	6	9	9	3	6	45
13	3	5	7	3	5	11	3	37
14	4	3	10	9	7	13	6	52
15	3	7	3	8	9	8	6	44
16	7	1	6	7	9	5	4	39
17	9	9	13	17	10	15	10	83
18	11	14	10	18	15	13	22	103
19	6	9	12	11	14	20	18	90
20	10	8	8	7	5	16	10	64
21	10	25	20	17	5	26	21	124
22	20	30	24	29	17	27	35	182
23	15	22	21	11	18	24	14	125
Total	143	181	183	208	223	233	232	1,403

### Traffic Stops by Day of Week

